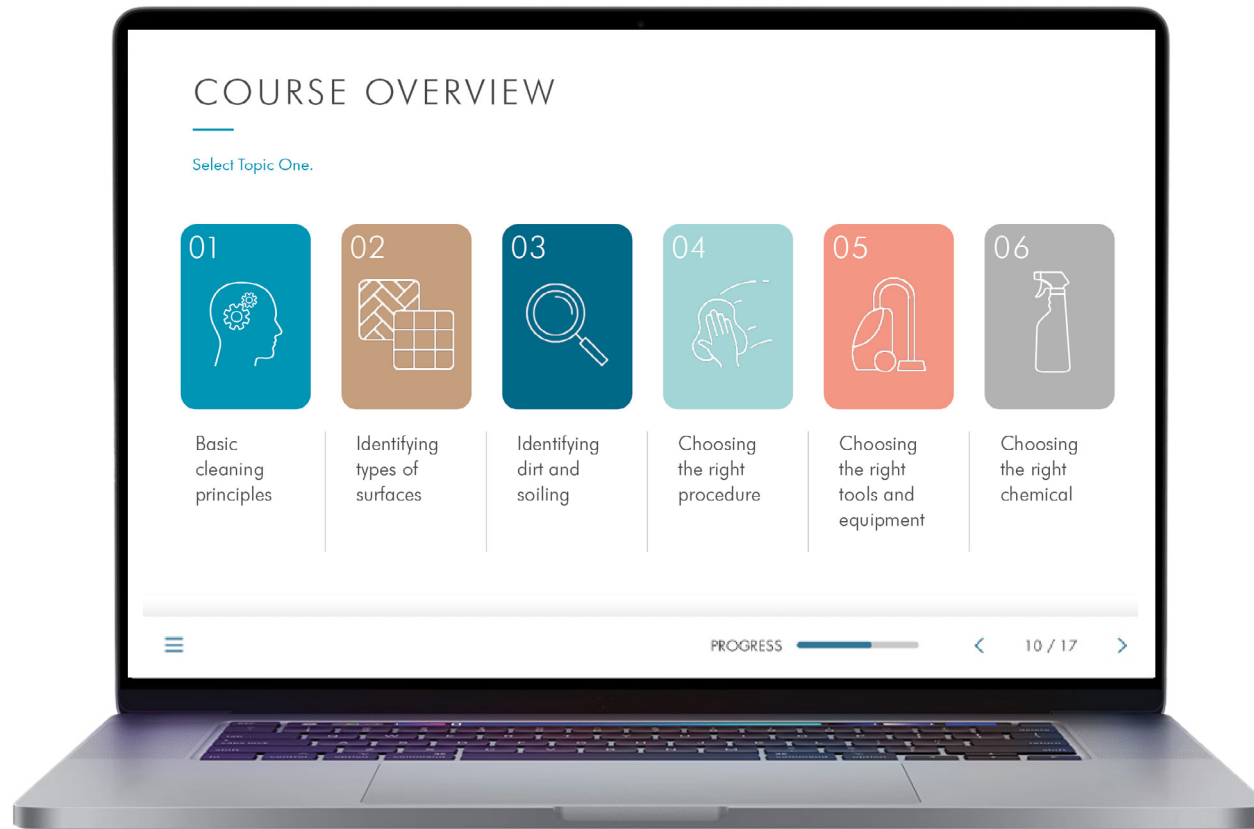


Courses & Bonuses in one package



ADVANCED CLEANING COURSE

OVERVIEW



source
ONLINE INTERIOR TRAINING



In Module 1 you will learn:



MODULE 1

BASIC CLEANING PRINCIPLES

The fundamental theories of cleaning. This includes the 4 key factors: time, action, temperature and chemical.

You'll learn:

- What the theories are
- How to put them into practice
- How time plays a factor
- The type of action you need to take
- How temperature can affect cleaning
- The chemicals to use for cleaning



In Module 2 you will learn:



MODULE 2

IDENTIFYING SURFACES

Different surfaces require different cleaning methods. This module teaches you how to identify a variety of surfaces and explains their unique cleaning requirements. You'll learn:

- How to identify surfaces
- How to minimise the risk of treating the surface incorrectly
- How to minimise costly errors with expensive surfaces
- How to clean surfaces with confidence



In Module 3 you will learn:



MODULE 3

IDENTIFYING TYPES OF DIRT AND SOILING


Learn how to tell the type of dirt or soiling. This is vital to understand how to treat it.

You'll learn:

- The common types of dirt and soiling
- How to identify dirt or soiling



In Module 4 you will learn:



MODULE 4

CHOOSING THE RIGHT PROCEDURE

Gain in-depth knowledge of the different actions and methods involved in cleaning and how to determine which one to choose.

You'll learn:

- What method to apply to what dirt or soiling
- What methods to use on what surface
- A thorough understanding of all cleaning procedures
- And gain extra confidence in completing different cleaning methods



In Module 5 you will learn:



MODULE 5

CHOOSING THE RIGHT TOOLS AND EQUIPMENT


Know the tools and equipment available and how to choose the correct one for the job.

You'll learn:

- The names of various cleaning tools and equipment
- How to choose the correct equipment for the job in hand
- How to minimise costly errors from using the wrong tool



In Module 6 you will learn:



MODULE 6

CHOOSING THE RIGHT CHEMICALS

Learn the different cleaning chemicals and how to choose the correct one for the job.

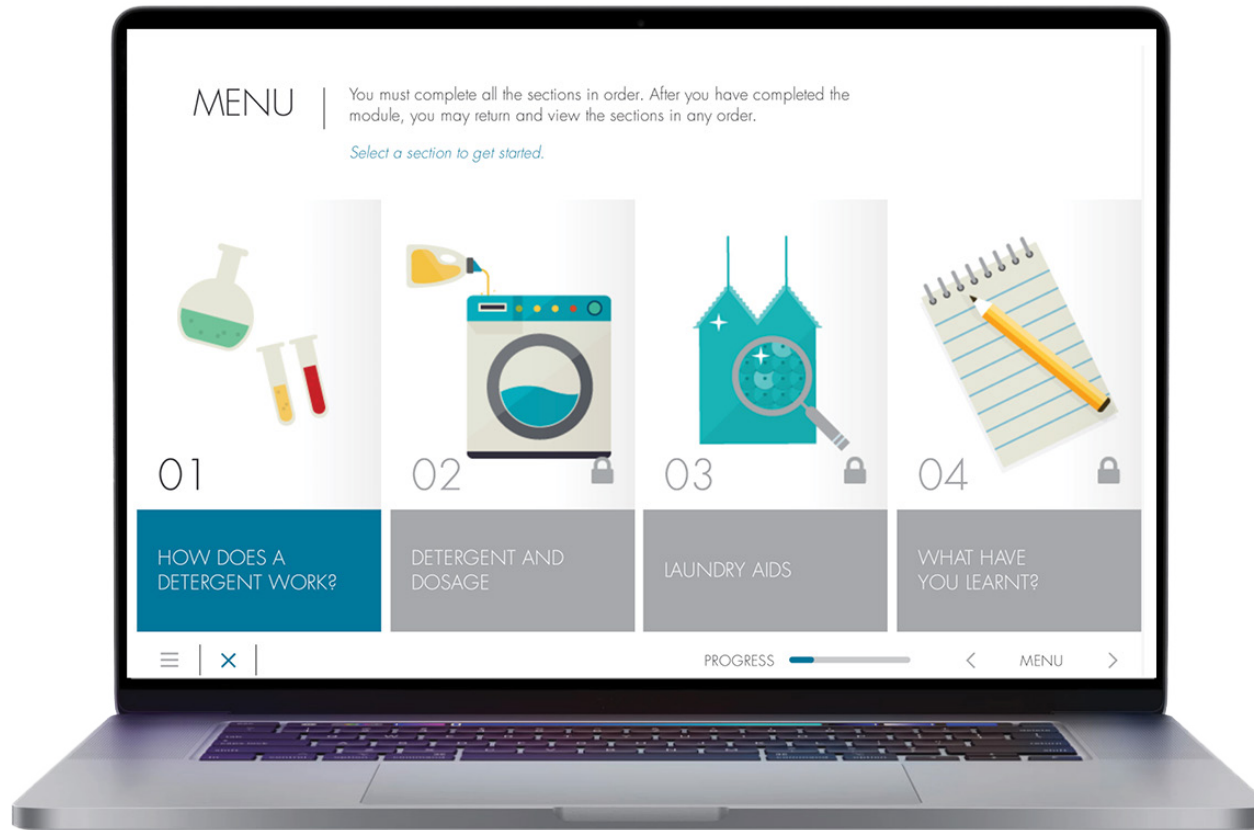
You'll learn:

- The different types of cleaning chemicals
- How to choose the right cleaning chemical for the job
- The importance of following safety and usage instructions
- How to avoid costly mistakes made by using the wrong chemical
- And gain confidence when using chemicals



FOUNDATION LAUNDRY COURSE

OVERVIEW



source
ONLINE INTERIOR TRAINING



In Module 1 you will learn:

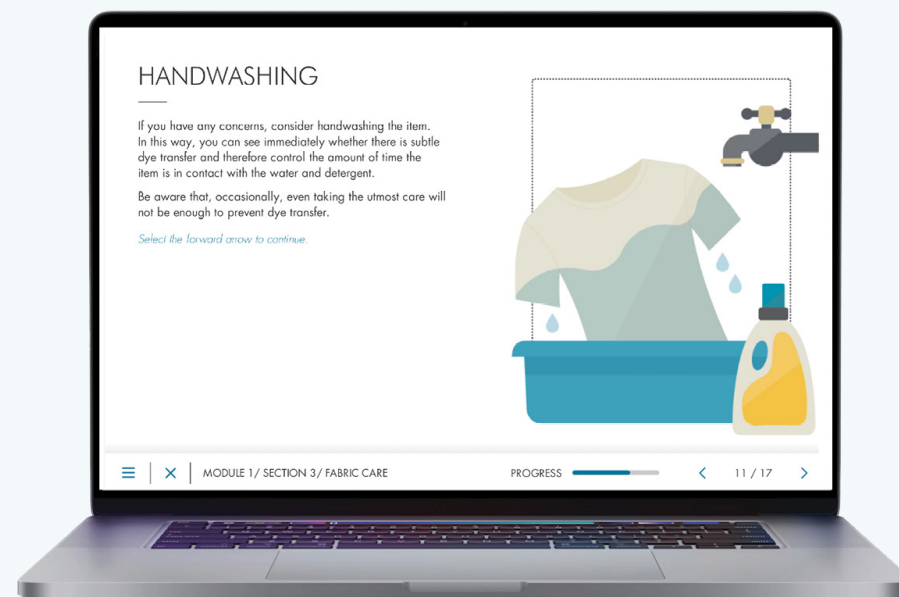
MODULE 1

FABRICS & WEAVES

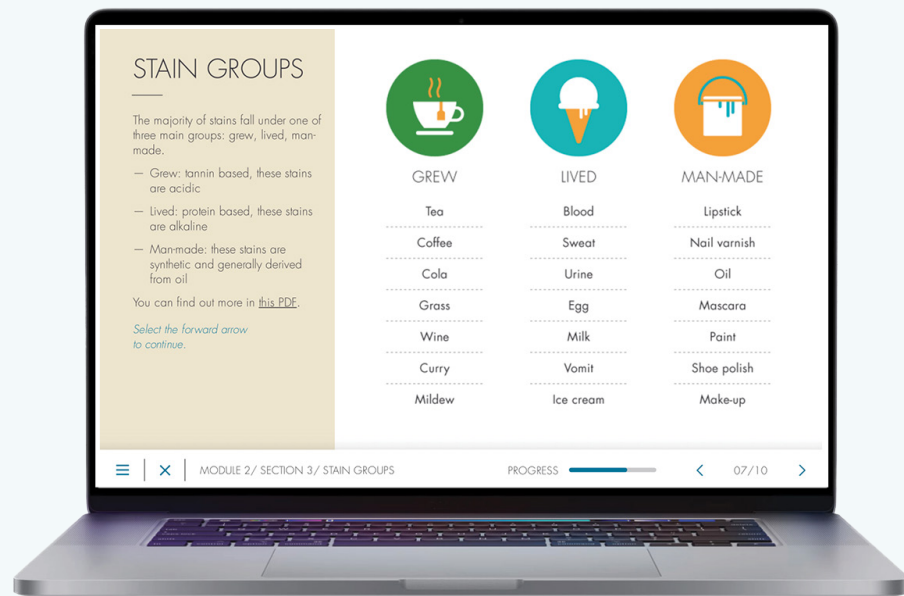
This module will teach you how to identify different types of fabrics.

You'll learn:

- How to tell what garments and items are made of
- How to decipher care labels



In Module 2 you will learn:



MODULE 2

STAIN REMOVAL

In this module you'll learn everything you need to be able to identify and treat stains.

You'll learn:

- How to identify the stain by using the FOCAL method
- What to treat stains with
- The techniques you can use to treat stains
- How to treat a stain without damaging the garment or item



In Module 3 you will learn:

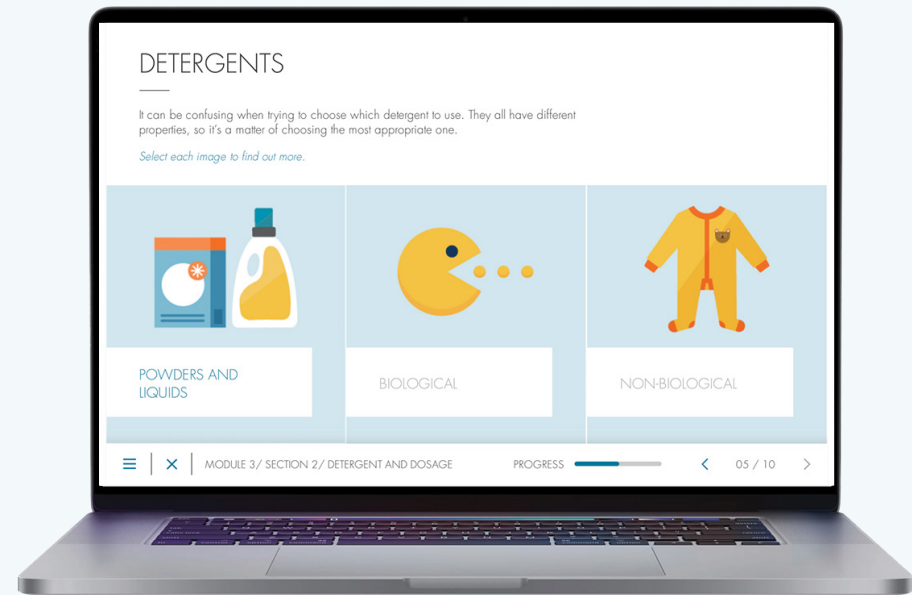
MODULE 3

DETERGENTS

This module will teach you all you need to know about detergents and laundry aids.

You'll learn:

- How to choose the right detergent for different types of fabric
- Why enzymes can be your best friend or your worst enemy
- What, when and how to use laundry aids



In Module 4 you will learn:



MODULE 4

WASHERS & DRYERS

So many buttons and settings. In this module, we'll take you through the ones you'll definitely be needing.

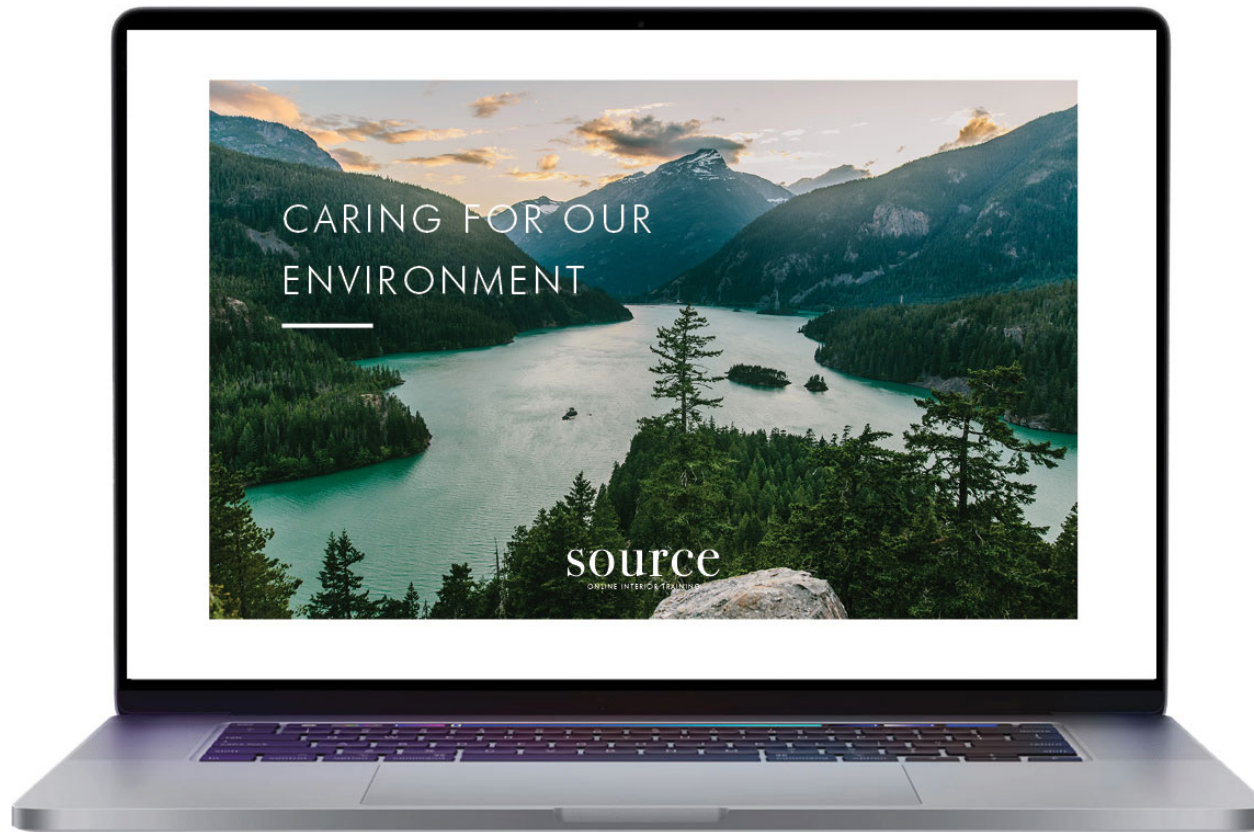
You'll learn:

- The settings to use for different types of fabrics
- Whether you should use a hot or cold wash
- When to use a dryer and when not to
- How to avoid mistakes when using a washer or dryer



I WANT TO GO ECO BUT WHERE DO I START?

OVERVIEW



source
ONLINE INTERIOR TRAINING



You will learn about:

THE MANUFACTURER'S ROLE



V.s



Raw Materials



Production



Packaging



Distribution

YOUR ROLE



Investigate



Use & Disposal



Reasons to use the guide:



- Know how to spot fakes from the real deal (something that a Google search simply won't tell you)
- Know the secret truth about where to start if you want to go green with eco products
- Unpack 37 of the most important eco-jargon into terms so simple you can describe them to a 5-year-old
- Myth-bust the manufacturing process and know the real difference between fake and the highest-standard of eco products

4

More reasons why people love this guide and are more confident in their eco-friendly choices:



RIGHT DOSE

Following instructions can help with cleaning and the environment too



DECODE THE LABEL

Learn how to decode the marketing tactics used on 'eco' products



REDUCE, REUSE, RECYCLE

Reduce your waste and understand confusing recycle icons.



WHY ECO-FRIENDLY PRODUCTS

Secret tips on how to buy eco-friendly products that no-one else is telling you.



Our six-stage guide to understanding the importance of a product's lifecycle:

